

## 12-month Enrollment 2014-15

Institution: Naval Postgraduate School (119678)

User ID: P1196781

### Overview screen

#### 12-month Enrollment Overview

The 12-Month Enrollment component collects unduplicated student enrollment counts and instructional activity data for an entire 12-month period. Using the instructional activity data reported, a full-time equivalent (FTE) student enrollment at the undergraduate and graduate level is estimated. Institutions with Doctor's-professional practice students will also report the FTE enrollment of those students. NCES uses the FTE enrollment to produce indicators such as expenses by function per FTE as reported in the IPEDS Data Feedback Report.

#### Data Reporting Reminders:

- All institutions must now use the July 1 - June 30 reporting period. There is no longer the option of using the September 1 - August 31 reporting period.

&nbsp;

#### Resources:

To download the survey materials for this component: [Survey Materials](#)

To access your prior year data submission for this component: [Reported Data](#)

If you have questions about completing this survey, please contact the **IPEDS Help Desk at 1-877-225-2568**.

## Part A - Unduplicated Count

### 12-month Unduplicated Count by Race/Ethnicity and Gender

July 1, 2013 - June 30, 2014

#### Race/Ethnicity Reporting Reminder:

- Report Hispanic/Latino individuals of any race as Hispanic/Latino
- Report race for non-Hispanic/Latino individuals only
- Even though Teacher Preparation certificate programs may require a bachelor's degree for admission, they are considered subbaccalaureate undergraduate programs, and students in these programs are undergraduate students.

#### Graduate Student Reporting Reminder:

- Report all postbaccalaureate degree and certificate students as graduate students, including any doctor's-professional practice students (formerly first-professional)


#### Men

Students enrolled for <u>credit</u>	Graduate students
Nonresident alien	300
Hispanic/Latino	225
American Indian or Alaska Native	19
Asian	216
Black or African American	174
Native Hawaiian or Other Pacific Islander	
White	2,420
Two or more races	
Race and ethnicity unknown	262
<b>Total men</b>	<b>3,616</b>
Total men prior year	<b>3,723</b>

#### Women

Students enrolled for <u>credit</u>	Graduate students
Nonresident alien	23
Hispanic/Latino	50
American Indian or Alaska Native	5
Asian	62
Black or African American	78
Native Hawaiian or Other Pacific Islander	
White	430
Two or more races	
Race and ethnicity unknown	40
<b>Total women</b>	<b>688</b>
Total women prior year	<b>623</b>

#### Grand total (2013-14)

	4,304
<b>Prior year data:</b>	
Unduplicated headcount (2012-13)	<b>4,346</b>
 Total enrollment Fall 2013	<b>2,870</b>

NOTE: Grand total (2013-14) calculated above is expected to be greater than Total enrollment Fall 2013.

Part B - Instructional Activity



12-month Instructional Activity  
July 1, 2013 - June 30, 2014

Instructional Activity Reporting Reminder:

- Instructional activity is used to calculate an IPEDS FTE based on the institution's reported calendar system.
- Graduate credit hour activity should not include any doctor's-professional practice activity, the total of those students' FTE is entered separately instead.

FTE Reporting Reminder:

- Institutions need not report their own calculations of graduate FTE unless IPEDS FTE calculations would be misleading for comparison purposes among all IPEDS reporting institutions.

	2013-14 total activity	Prior year data	
Instructional Activity			
Graduate level:			
Credit hour activity	 174,883	178,219	
Calendar system (as reported on the prior year IC Header survey component):		Quarter	
If the IPEDS <u>calculated</u> FTE estimates below are not reasonable, <b>AND</b> you have reported the correct instructional activity hours above, enter your best FTE estimate in the "Institution reported FTE" column below and save the page. This option should be used <b>ONLY</b> if the calculated estimate is not reasonable for your institution and IPEDS comparisons.			
Please provide your best estimate of graduate FTE for the 12-month reporting period <b>only if the calculated FTE estimate below is not reasonable for IPEDS comparision purposes:</b>			
	Calculated FTE 2013-14	Institution reported FTE 2013-14	Prior year FTE 2012-13
Graduate student FTE	4,858	 2,733	2,785

Prepared by

This survey component was prepared by:

<input checked="" type="radio"/> Keyholder	<input type="radio"/> SFA Contact	<input type="radio"/> HR Contact
<input type="radio"/> Finance Contact	<input type="radio"/> Academic Library Contact	<input type="radio"/> Other

Name: Alida Laney

Email: ahlaney@nps.edu

How long did it take to prepare this survey component?

8 hours

0 minutes

The name of the preparer is being collected so that we can follow up with the appropriate person in the event that there are questions concerning the data. The Keyholder will be copied on all email correspondence to other preparers.

The time it took to prepare this component is being collected so that we can continue to improve our estimate of the reporting burden associated with IPEDS. Please include in your estimate the time it took for you to review instructions, query and search data sources, complete and review the component, and submit the data through the Data Collection System.

Thank you for your assistance.

Summary screen

12-Month Enrollment Component Summary

IPEDS collects important information regarding your institution. All data reported in IPEDS survey components become available in the IPEDS Data Center and appear as aggregated data in various Department of Education reports. Additionally, some of the reported data appears specifically for your institution through the College Navigator website and is included in your institution’s Data Feedback Report (DFR). The purpose of this summary is to provide you an opportunity to view some of the data that, when accepted through the IPEDS quality control process, will appear on the College Navigator website and/or your DFR. College Navigator is updated approximately three months after the data collection period closes and Data Feedback Reports will be available through the Data Center and sent to your institution’s CEO in November 2015.

Please review your data for accuracy. If you have questions about the data displayed below after reviewing the data reported on the survey screens, please contact the IPEDS Help Desk at: 1-877-225-2568 or [ipedshelp@rti.org](mailto:ipedshelp@rti.org).

12-Month Unduplicated Headcount and Full-Time Equivalent Students	
Total 12-month graduate student unduplicated headcount	4,304
Total full-time equivalent (FTE) student enrollment	2,733
Total full-time equivalent (FTE) graduate student enrollment	2,733

12-month Enrollment

Naval Postgraduate School (119678)

Source	Description	Severity	Resolved	Options
Screen: Instructional Activity				
Screen Entry	The number of graduate level credit hours reported on the Part B - Instructional Activity screen is higher than expected. Typically, each graduate student reported in Part A enrolls in 36 or fewer credit hours over the 12-month period. Please correct your data or contact the IPEDS Help Desk for assistance. (Error #9210)	Fatal	Yes	
Reason:	Overridden by administrator. FT students are able to take up to 64 quarter credits a year. JMP			
Related Screens:	Unduplicated count,&nbsp;Instructional Activity			
Screen Entry	The institution reported FTE entered on the Part B - Instructional Activity screen is significantly different from the estimate calculated from the instructional activity data. FTE should be calculated based on the total contact hours or credit hours (instructional activity) in which an average full-time student is expected to enroll over a 12-month period. Please correct your data or explain the reason for this variance, detailing the method used to calculate the entered FTE. (Error #9215)	Explanation	Yes	
Reason:	NPS student load is based on 64 credits per year. The FTE calculated by IPEDS is based on a lower average work load and is therefore misleading.			
Related Screens:	Instructional Activity			